



# **Comprehensive District Educational Planning (CDEP)**

Wednesday, October 26, 2022



# **Welcome and Opening activity**

# **WALLKILL CENTRAL SCHOOL DISTRICT COMPREHENSIVE SCHOOL COUNSELING PLAN**

2022-2023



# WALLKILL CENTRAL SCHOOL DISTRICT COMPREHENSIVE SCHOOL COUNSELING PLAN

**Committee Members:** Mr. Danon, Mr. Derisse, Mr. Nace, Mrs. Reid-Apronti, Ms. Sinacori, Mrs. Terralavoro, Mrs. Veach, Mrs. Trozzi (staff/parent/community member), Mrs. Tejeda (staff/parent/community member), Mrs. Wager (MS teacher/parent/community member), Mr. Frisbie (board member/parent/community member), Mr. White (Asst. Superintendent), Mrs. Rounds (Asst. Superintendent), Mr. Pantaleone (MS Principal), Mr. Brown (ES Principal), Mr. Masopust (HS Principal)

# Progress on 2022-23 SY School Counseling Program Goals

---

The school counselors collected and evaluated data for each goal on the 2021-2022 School Counseling Plan. The data was reviewed and informed the decisions when developing the goals for the 2022-2023 school year.

---

\* Goals that were not met for the 2021-2022 school year were discussed and a plan was developed to meet the goals in the 2022-2023 school year.

---

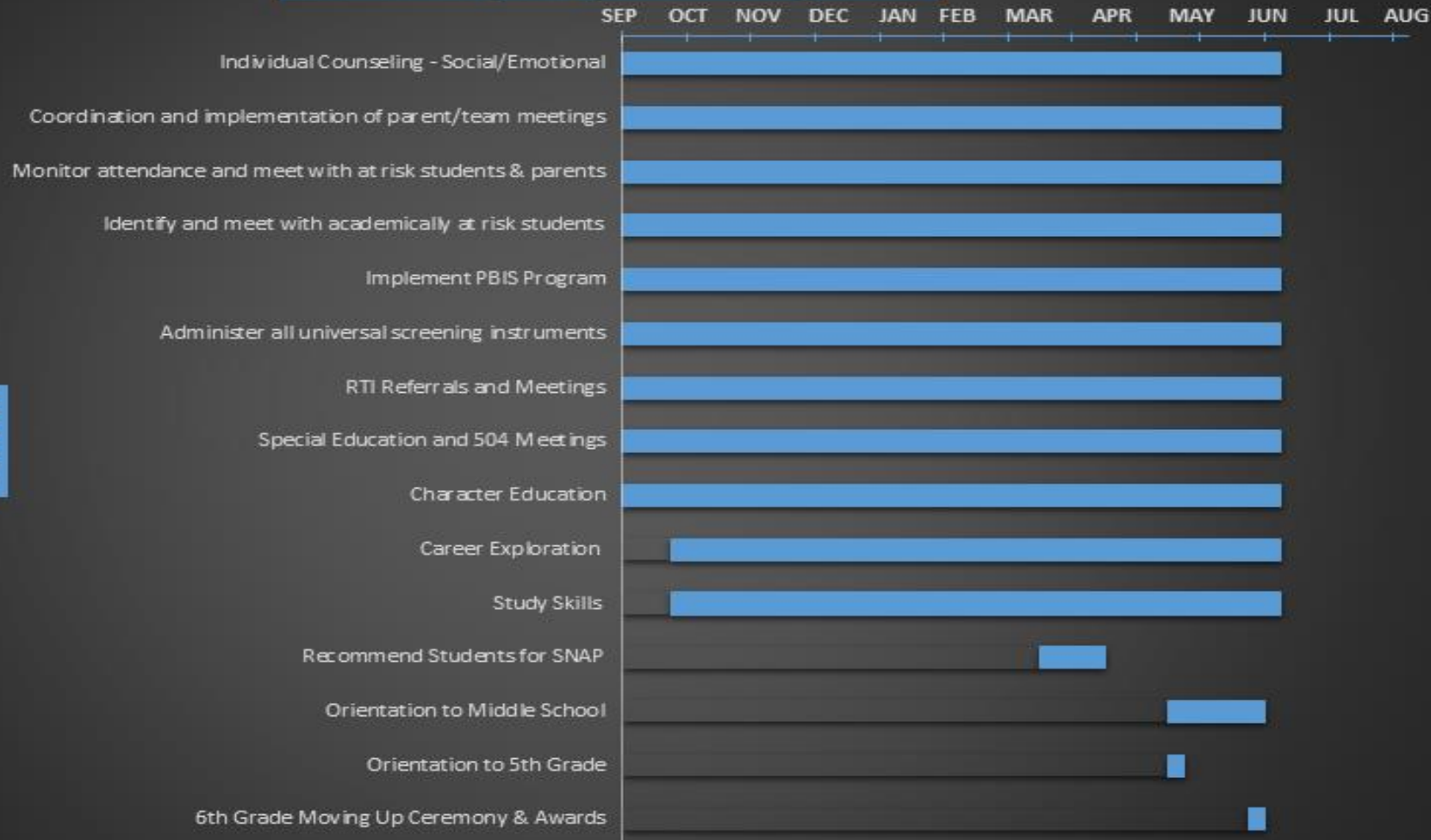
Goals that were met were evaluated, discussed and determined if they needed to continue to be a goal.

# School Counseling Program Goals for Students in Grades K – 6

- **Goal 1:** By the end of the school year, 75% of K-6 students who have attended our After School AIS program will have increased their SGP on our STAR assessments by 15 points.
- **Goal 2:** The percentage of students who take the Grades 3-6 ELA exam will increase by five (5) percentage points for the 2022-2023 school year.
- **Goal 3:** The number of students who were absent for 18 or more days will decrease by 10%, for the 2022-23 school year.
- **Goal 4:** At least 95% of 6<sup>th</sup> grade students will participate in at least two middle school orientation activities.
- **Goal 5:** At least 95% of families with students in grade 6 who are meeting for 504 reviews will have direct communication and access to middle school counselors as they meet for their child's annual review.
- **Goal 6:** 100% of students will have access to school counselors and other intervention personnel on a daily basis to support them with their academic, social, and emotional needs. Counselors and other intervention personnel will reach out on a daily basis to check in with students and advise of them resources available to them.

## Elementary Scope and Sequence

### ACTIVITY





## **School Counseling Program Goals for Students in Grades 7 – 8**

- **Goal 1:** The percentage of students who are absent for more than 18 days will decrease by 15% by the end of the school year. Student attendance data will be measured quarterly through our student management system.
- **Goal 2:** Utilizing Naviance, 95% of our students will identify at least one career interest at the end of both 7<sup>th</sup> and 8<sup>th</sup> grade.
- **Goal 3:** Decrease the number of at-risk students, who have failed more than one core subject after two quarters, by 25% by the end of the school year.



## Middle School Scope and Sequence

ACTIVITY






## School Counseling Program Goals for Students in Grades 9-12

- **Goal 1:** 100% of students attending the Wallkill Central School District will be able to identify a post-secondary goal upon graduation.
- **Goal 2:** The number of students earning four (4) credits or more will increase by two (2) percentage points compared to the 2021-2022 school year. This would make the target 95%.
- **Goal 3:** Increase the number of all students in grades 9-11 by ten (10) percentage points (if below 50% from the previous year) or five (5) percentage points (if above 50% from the previous year) that will complete grade appropriate activities through Naviance. These activities are designed to help them make informed decisions when selecting courses and creating post-secondary plans.
- **Goal 4:** The number of students who are absent for more than 18 days will decrease by 5% by the end of the school year.

## ACTIVITY



Any



Questions



# **RTI/MTSS Committee**

**2022-2023**

# Members and Schedule:

- Consultant: Dr. Jim Wright
- Representation from all 3 buildings
- Full-day training kick-off October 28, 2022
- After-school meetings – 1 or 2 times per month

# Committee Members

**Tara Rounds, Asst. Supt. For Special Ed.& Intervention Services**

**Monica Hasbrouck, PES Principal**

**Natalie Harjes, OES Principal**

**Nicole Parete, Coord. of Special Ed. (K-6)**

**Amanda Smith, H.S. School Social Worker**

**Voleile Derisse, H.S. School Counselor**

**Bob Albanese, H.S. Asst. Principal**

**Natasha Kennedy, M.S. Reading Teacher**

**Nicole Calderone, M.S. Special Ed. Teacher**

**Mike Pascucci, M.S. School Psychologist**

**Rebecca Monaco, OES Reading Coordinator**

**Kris Boyle, OES Intervention Specialist**

**Jennifer Aviles, PES AIS Reading**

**Annie Saunders, PES teacher**

**Alyson McDevitt, PES teacher/Admin. Intern**

**Anita Hoyt, LES Intervention Specialist**

**Kelly Lynch, LES AIS Reading**

**Ivette DiMarco, LES Speech Therapist**

**Marie Lysandrou, OES AIS Math**

# The “work” of the committee:

- Refresh knowledge and practices of RTI (Response to Intervention) and/or MTSS (Multi-Tiered System of Supports.)
- Review current practices
- What’s working? Where can we improve?
- Update Resources and tiered interventions
- Revise District RTI plan





# K-6 Report Card Committee

Committee members include representation from all three (3) elementary buildings.



# Purpose of the Committee

- To review how the district is communicating the level of academic achievement and life skills that a student has shown over a course of a year.
- To ensure that the district is providing relevant information about student's progress to students, parents, other teachers and support staff.



JOHN G. BORDEN MIDDLE SCHOOL



# ***2022 – 2023 S.I.T. Action Plan***

Explore

Explore the implementation of the Project Lead the Way Program

Promote

Promote a Positive School Climate

Utilize

Utilize relevant data to identify and create academic programs and extra-curricular offerings to best meet the character education needs of our students



Site Visits at local schools

High School Visits/Curriculum Mapping

7th Grade Class Visits

Parent Engagement Nights

**Nov. 2022**

**Jan. 2023**

**Feb.–Mar. 2023**

**Oct. 2022**

**Dec. 2022**

**Feb. 2023**

**Apr.–May 2023**

Meet with regional PLTW representative

Professional Development

Pilot Lessons – 7<sup>th</sup> Grade Cohorts

# PLTW

Design and Modeling

Automation and Robotics

App Creators

Computer Science for Innovators  
and Makers

Energy and the Environment

Flight and Space

Science of Technology

Magic of Electrons

Green Architecture

Medical Detectives



PLTW Gateway Sparks  
Engagement and  
Illuminates Possibilities

# *Site Visit – September 20, 2022*

*New Paltz Middle School*

*Visited with: Mr. Seelig, Mr. Soboloski  
and Mr. Wood*

*Learned about implementation and  
different modules*

*Viewed PLTW Classrooms and lessons*

*Debriefed with team and Mr. White*




# *Next Steps...*



**CDEP**



*Collaboration with CDEP Team*



*Review Timeline & Action Steps*



*Recommend any suggestions*




# *Next Steps...*



**Teacher Planning Day**



*Collaboration with High School  
Technology Department*



*Vertical Articulation*



*Review Curriculum Maps*



# Wallkill Central School District 2021-2022

**Data Analysis Report on:**

**New York State Assessments  
STAR Assessments  
Graduation Rates**

**What does it all mean?**

# 2022 GRADES 3-6 ELA STATE ASSESSMENT

## Percent of Students Scoring Level 3 and 4

LEPTONDALE ELEMENTARY SCHOOL		
Grade(s)		
		2022
3 - 6		42%
3		48%
4		26%
5		23%
6		67%

OSTRANDER ELEMENTARY SCHOOL		
Grade(s)		
		2022
3 - 6		49%
3		42%
4		46%
5		36%
6		74%

PLATTEKILL ELEMENTARY SCHOOL		
Grade(s)		
		2022
3 - 6		44%
3		42%
4		41%
5		27%
6		67%

**2022 GRADES 3-5 ELA**  
**STAR Predictive Score vs. Percent of Students who scored Level 3 or 4**  
**on the New York State Assessment (NYSA)**

LEPTONDALE ELEMENTARY SCHOOL		
Grade(s)	STAR vs NYSA	
	STAR	NYSA
3 - 5	47%	34%
3	46%	48%
4	48%	26%
5	48%	23%

OSTRANDER ELEMENTARY SCHOOL		
Grade(s)	STAR vs NYSA	
	STAR	NYSA
3 - 5	56%	42%
3	49%	42%
4	71%	46%
5	52%	36%

PLATTEKILL ELEMENTARY SCHOOL		
Grade(s)	STAR vs NYSA	
	STAR	NYSA
3 - 5	60%	36%
3	64%	42%
4	61%	41%
5	56%	27%

## 2022 GRADES 3-5 ELA STAR Predictive Score vs. Actual NYSA Score

Of the students who took STAR and the NYSA, what percentage did STAR accurately predict?

LEPTONDALE ELEMENTARY SCHOOL	
Grade(s)	STAR Accurately Predicted Proficiency and Non-Proficiency on NYSA
3 - 5	75%
3	73%
4	71%
5	81%

OSTRANDER ELEMENTARY SCHOOL	
Grade(s)	STAR Accurately Predicted Proficiency and Non-Proficiency on NYSA
3 - 5	81%
3	81%
4	76%
5	85%

PLATTEKILL ELEMENTARY SCHOOL	
Grade(s)	STAR Accurately Predicted Proficiency and Non-Proficiency on NYSA
3 - 5	66%
3	63%
4	64%
5	68%

**Non-Proficiency- Levels 1 and 2**

**Proficiency- Levels 3 and 4**

**2022 GRADES 3-8 ELA STATE ASSESSMENT**  
**Percent of Students Scoring Level 3 and 4**

MIDDLE SCHOOL		
Grade(s)		
		2022
7 - 8		41%
7		42%
8		39%

DISTRICT-WIDE		
Grade(s)		
		2022
3 - 8		43%

DISTRICT-WIDE		
Grade(s)		
		2022
3 - 6		45%
3		44%
4		37%
5		28%
6		69%

## Percent Not Tested GRADES 3-8 ELA

LEPTONDALE ELEMENTARY SCHOOL		
Grade	Percent Not Tested	
	2021	2022
3	65%	19%
4	60%	44%
5	67%	33%
6	68%	23%

OSTRANDER ELEMENTARY SCHOOL		
Grade	Percent Not Tested	
	2021	2022
3	69%	30%
4	65%	34%
5	73%	38%
6	74%	55%

PLATTEKILL ELEMENTARY SCHOOL		
Grade	Percent Not Tested	
	2021	2022
3	78%	27%
4	76%	35%
5	72%	34%
6	82%	35%

BORDEN MIDDLE SCHOOL		
Grade	Percent Not Tested	
	2021	2022
7	61%	50%
8	70%	47%

# 2022 GRADES 3 - 6 MATH STATE ASSESSMENT

## Percent of Students Scoring Level 3 and 4

LEPTONDALE ELEMENTARY SCHOOL			
Grade(s)			
		2022	
3 - 6		40%	
3		56%	
4		25%	
5		22%	
6		55%	

OSTRANDER ELEMENTARY SCHOOL			
Grade(s)			
		2022	
3 - 6		47%	
3		39%	
4		61%	
5		19%	
6		63%	

PLATTEKILL ELEMENTARY SCHOOL			
Grade(s)			
		2022	
3 - 6		29%	
3		50%	
4		23%	
5		11%	
6		33%	



**2022 GRADES 3-5 Math**  
**STAR Predictive Score vs. Percent of Students who scored Level 3 or 4**  
**on the New York State Assessment (NYSA)**

LEPTONDALE ELEMENTARY SCHOOL		
Grade(s)	STAR vs NYSA	
	STAR	NYSA
3 - 5	35%	36%
3	42%	56%
4	33%	25%
5	30%	22%

OSTRANDER ELEMENTARY SCHOOL		
Grade(s)	STAR vs NYSA	
	STAR	NYSA
3 - 5	43%	42%
3	50%	39%
4	66%	61%
5	12%	19%

PLATTEKILL ELEMENTARY SCHOOL		
Grade(s)	STAR vs NYSA	
	STAR	NYSA
3 - 5	38%	28%
3	54%	50%
4	38%	23%
5	29%	11%

## 2022 GRADES 3-5 MATH STAR Predictive Score vs. Actual NYSA Score

Of the students who took STAR and the NYSA, what percentage did STAR accurately predict?

### LEPTONDALE ELEMENTARY SCHOOL

Grade(s)	STAR Accurately Predicted Proficiency and Non-Proficiency on NYSA
3 - 5	84%
3	86%
4	85%
5	81%

### OSTRANDER ELEMENTARY SCHOOL

Grade(s)	STAR Accurately Predicted Proficiency and Non-Proficiency on NYSA
3 - 5	82%
3	74%
4	86%
5	89%

### PLATTEKILL ELEMENTARY SCHOOL

Grade(s)	STAR Accurately Predicted Proficiency and Non-Proficiency on NYSA
3 - 5	79%
3	83%
4	78%
5	78%

**Non-Proficiency- Levels 1 and 2**

**Proficiency- Levels 3 and 4**

## 2022 GRADES 3 - 8 MATH STATE ASSESSMENT

### Percent of Students Scoring Level 3 and 4

MIDDLE SCHOOL		
Grade(s)		
		2022
7 - 8		25%
7		35%
*8		13%

DISTRICT-WIDE		
Grade(s)		
		2022
3 - 8		35%

DISTRICT-WIDE		
Grade(s)		
		2022
3 - 6		39%
3		49%
4		37%
5		17%
6		50%

\*Does not include 8<sup>th</sup> grade Algebra I students who did not take the assessment.

## Percent Not Tested GRADES 3-8 MATH

LEPTONDALE ELEMENTARY SCHOOL		
Grade	Percent Not Tested	
	2021	2022
3	65%	22%
4	63%	47%
5	67%	32%
6	67%	20%

OSTRANDER ELEMENTARY SCHOOL		
Grade	Percent Not Tested	
	2021	2022
3	64%	36%
4	69%	36%
5	73%	55%
6	72%	52%

PLATTEKILL ELEMENTARY SCHOOL		
Grade	Percent Not Tested	
	2021	2022
3	78%	29%
4	76%	35%
5	70%	44%
6	83%	33%

BORDEN MIDDLE SCHOOL		
Grade	Percent Not Tested	
	2021	2022
7	61%	52%
*8	84%	57%

\*Does not include 8<sup>th</sup> grade Algebra I students who did not take the assessment.

## Wallkill Central School District Regents Performance Summary

### JUNE EXAMS ONLY

*Percent Scoring Between 65%-100% and 50% and 100%  
( Includes Advanced Placement Middle School Students)*

Assessment	3 Year Average 2017-2019 % Tested Students Scoring between 65 and 100	2021-2022 % Tested Students Scoring between 65 and 100	2021-2022 % Tested Students Scoring between 50 and 100
Common Core Algebra I	90	84	96
Common Core Geometry	90	82	95
Common Core Algebra II	95	95	100
Common Core English	94	92	97
Global History and Geography	87	89*	98*
US History and Government	96	Not Offered	Not Offered
Earth Science	83	71	89
Living Environment	84	85	95
Chemistry	85	82	98
Physics	82	68	95

- \* New Framework Global Exam

# Wallkill Senior High School Graduation Rates

## Five Year Analysis

<b>2018 (Cohort of 2014)</b>	<b>2019 (Cohort of 2015)</b>	<b>2020 (Cohort of 2016)</b>	<b>2021 (Cohort of 2017)</b>	<b>2022 (Cohort of 2018)</b>
<b>88.7</b>	<b>90.2%</b>	<b>94.0%</b>	<b>92.3%</b>	<b>95.4%</b>

\*Students enrolled at Wallkill Senior High School  
(Does not include students enrolled at Out of District Placements)

# Wallkill Senior High School Special Education Graduation Rates

## Five Year Analysis

<b>2018 (Cohort of 2014)</b>	<b>2019 (Cohort of 2015)</b>	<b>2020 (Cohort of 2016)</b>	<b>2021 (Cohort of 2017)</b>	<b>2022 (Cohort of 2018)</b>
<b>71.8%</b>	<b>73.0%</b>	<b>80.0%</b>	<b>75.0%</b>	<b>85.2%</b>

\*Students enrolled at Wallkill Senior High School  
(Does not include students enrolled at Out of District Placements)

2022 Wallkill Central School District – Local County Comparison  
 Graduation Rates  
 Wallkill Current Year, Wallkill Prior Three-Year Average, County Prior Three-Year Average  
 (2019, 2020, 2021)

Wallkill 2021-2022	Wallkill (3 Yr Average) (2019, 2020, 2021)	Ulster County	Orange County	Dutchess County	Rockland County	Sullivan County
96%	90%	86%	86%	85%	87%	79%

**\*\*The percentages of graduates on this slide include students enrolled at their home school and students enrolled at Out Of District placements.\*\***